FORCE 2.5 ZAWARTOŚĆ: BOX CONTENTS:

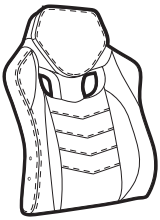

A 1x

oparcie
(backrest)



B 1x

siedzisko
(seat cushion)

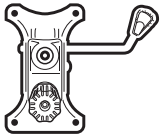

C 1x

tilt
(tilt)

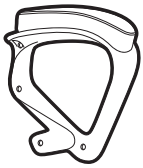

D 2x

podłokietnik
(armrest)



E 8x

zaślepka
(plug)



F 1x

osłona na siłownik
(cover gas lift)



G 1x

siłownik
(gas lift)



H 1x

gwiazda
(chair base)

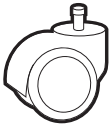

I 5x

koło
(wheel)

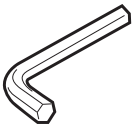

J 1x

imbus
(M8 allen key)



K 8x

śruba 6mm x 25mm
(screw 6mm x 25mm)



L 4x

śruba 6mm x 20mm
(screw 6mm x 20mm)

KROK PO KROKU: STEP BY STEP:

1

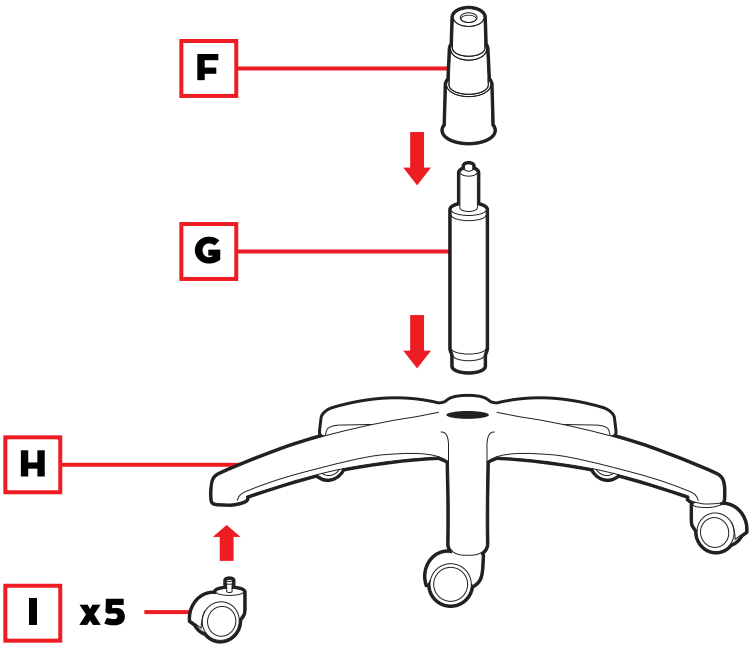

2

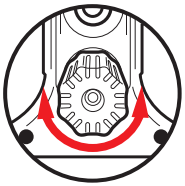

PL: Obróć pokrętło regulacji naciągu pod siedzeniem, aby wyregulować siłę pochylenia.

ENG: Rotate the tilt-tension knob underneath the seat to adjust the tilt force.

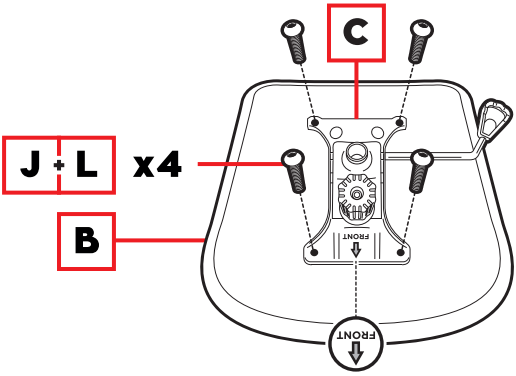

3

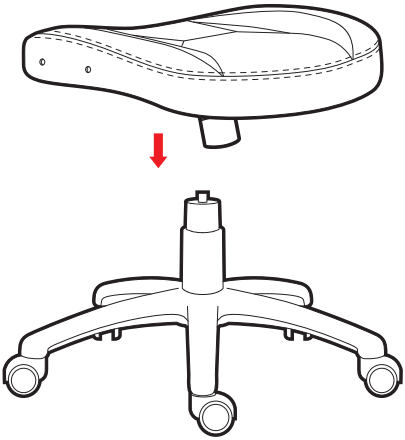

KROK PO KROKU: STEP BY STEP:

4

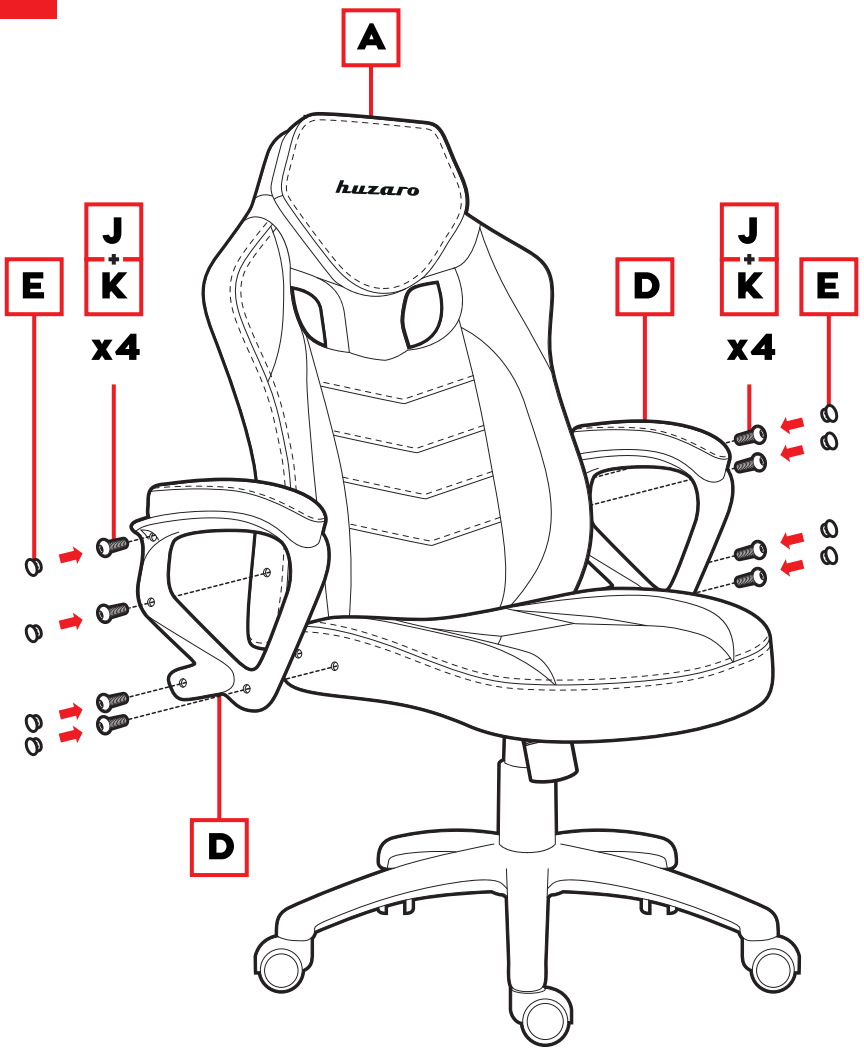

5

